

**THREE DISCIPLINES,
ONE REVOLUTIONARY TABLE:
THE YUNO OTN**

MAQUET
GETINGE GROUP

SURGICAL WORKPLACES





STATE-OF-THE-ART MOBILE OPERATING TABLE FOR ALL ORTHOPEDIC, TRAUMATOLOGY AND NEUROSURGERY PROCEDURES **MAQUET – THE GOLD STANDARD**



Committed to helping hospitals enhance their workflows and improve patient outcomes: MAQUET is one of the world's leading providers of medical products for operating rooms, cath labs, and intensive care units. The company comprises three divisions: Cardiovascular, Critical Care and Surgical Workplaces. A one-stop provider of complete operating suite solutions, MAQUET stands for innovation and technological progress. It is a subsidiary of the Swedish GETINGE GROUP, a publicly traded company.

Developed in collaboration with surgeons: the YUNO OTN is a state-of-the-art mobile operating table that can be precisely configured to ensure optimum results for all orthopedic, traumatology and neurosurgery interventions.

MAQUET – The Gold Standard.

THREE DISCIPLINES – ONE REVOLUTIONARY TABLE THE YUNO OTN

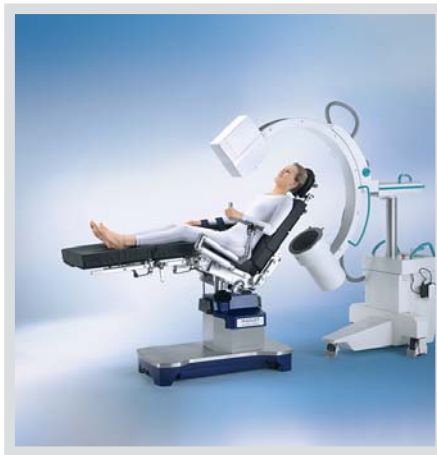
For orthopedic, traumatology and neurosurgery procedures, a state-of-the-art operating table is critical to surgeons' success – and the YUNO OTN from MAQUET offers exceptional functionality for all three disciplines.

Developed in line with surgeons' requirements, this mobile table ensures optimum results for all orthopedic, traumatol-

ogy and neurosurgery interventions. Modular components allow for quick and easy configuration and adjustment, creating more efficient and cost-effective operating rooms. The YUNO OTN also offers surgeons exceptional stability, superior radiotranslucency, and ergonomic design – for precise patient positioning and optimal access to the surgical site.



ORTHOPEDICS



TRAUMATOLOGY



NEUROSURGERY

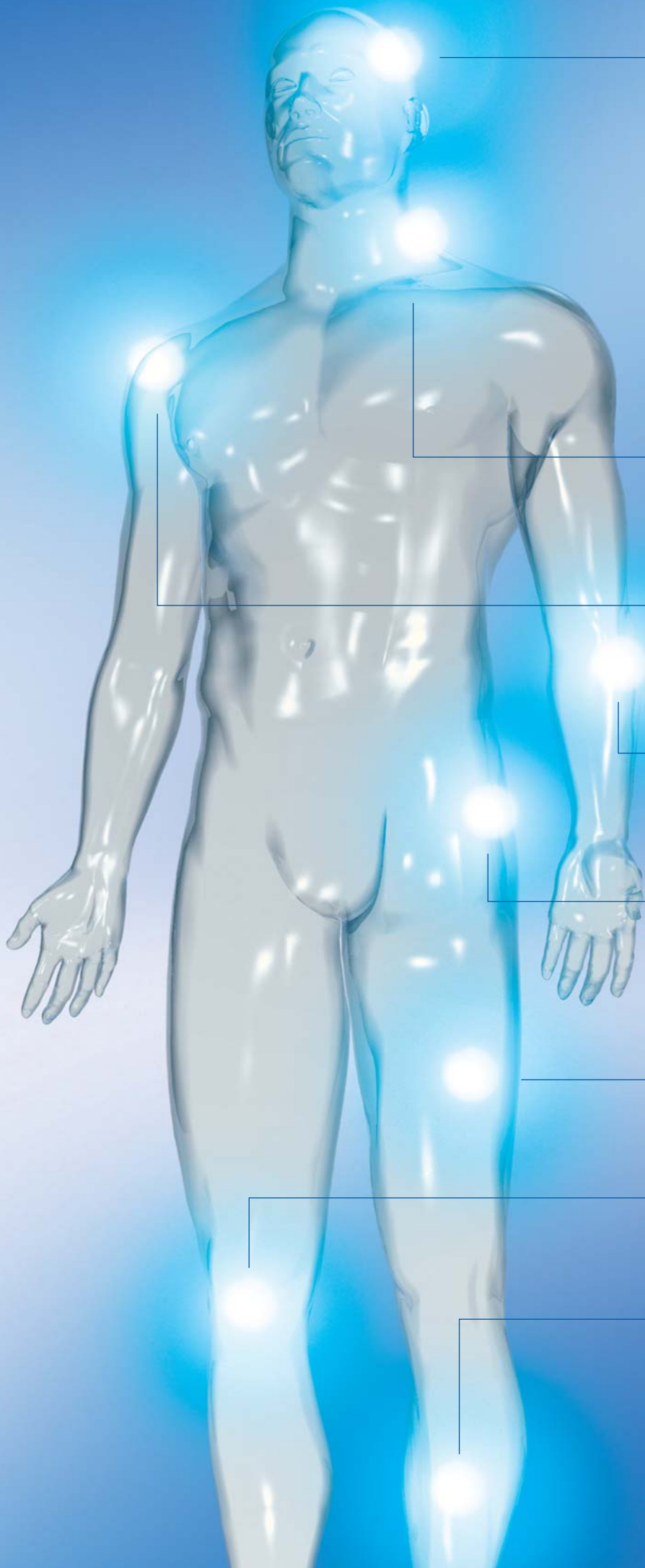
Features at a glance:

- Precision settings for procedures across three disciplines
- Flexible configuration for maximum access
- Exceptional stability – three-point base and fully retractable wheels
- Supports patient weight of up to 454 kg / 1000 lbs
- Modular structure for quick and simple modification
- Optimal radiotranslucency thanks to intelligent design and carbon fiber components

How the YUNO OTN can revolutionize your OR:

- Excellent stability and precise settings for patient comfort
- Greater efficiency thanks to modular structure and simple configuration
- Increased flexibility – one leading-edge table for three disciplines





THE PERFECT SOLUTION FOR ALL PROCEDURES IN ORTHOPEDICS, TRAUMATOLOGY AND NEUROSURGERY

THE YUNO OTN

- **Neurosurgeons have to know** that their operating table is highly stable and can support every procedure and position – and the YUNO OTN gives them the exact combination of reliability and flexibility that they need.
 - Unparalleled stability
 - Compatible with existing accessories
 - Superb access to operating site
- **To ensure optimal results for spine procedures**, the YUNO OTN provides surgeons with a superb imaging window. Fast, simple reconfiguration means the OR no longer needs a specialist table for spine surgery.
 - Large radiotranslucent area
 - Table design creates optimal working space
 - Quick and easy configuration for specific procedures
- **The complex demands of shoulder surgery** are met by the YUNO OTN's precise positioning capabilities and intelligent design. Plus a number of unique features enhance patient comfort.
 - Large imaging window for entire shoulder area
 - Revolutionary flexible head attachment
 - Integrated lateral support for patient comfort
- **From shoulder to fingertips**, the YUNO OTN covers the entire spectrum of traumatology procedures. By combining the table with a range of accessories, the arm can be positioned precisely in line with surgeons' requirements.
 - Excellent access to operating site
 - Optimal range of movement for C-arm
 - Perfect table height whether surgeon is standing or seated
- **For pelvic surgery**, the YUNO OTN offers complete radiotranslucency of the pelvic area, while giving surgeons optimal access to the operating site – for minimally invasive hip surgery with the anterior approach, for example.
 - Pelvic area completely radiotranslucent
 - Facilitates inlet and outlet radiography
 - Perfect positioning for all pelvic procedures
- **For femur procedures**, the YUNO OTN offers unparalleled radiotranslucency. In addition, the table includes a groundbreaking leg extension device with gas spring technology – for optimal patient comfort.
 - Intelligent table design for ergonomic work
 - Innovative leg extension device
 - Neutralizes force exerted on leg
- **When it comes to knee surgery**, the YUNO OTN gives surgeons a critical edge. It can be reconfigured quickly and easily – perfect for the demands of the traumatology OR.
 - 360-degree radiotranslucency
 - Optimal access to the operating site
 - Perfectly suited for all knee procedures
- **For all tibia procedures**, the YUNO OTN offers an exceptionally large imaging window and real freedom of movement for the C-arm. In addition, the table can be used with or without extension bars, as required.
 - Unparalleled C-arm access
 - Low minimum height
 - Compatible with existing accessories

FROM ORTHOPEDICS TO TRAUMATOLOGY THE YUNO OTN: BENEFITS FOR KNEE SURGERY



↔ = radiotranslucent area

“On night shifts in the traumatology OR, we have far fewer staff than during the day but we are often just as busy. Ideally, our operating table would be designed so that a single team member could set up and make any adjustments – sometimes one person is all we have. And because we have learned to expect the unexpected, the perfect traumatology table would be capable of handling every procedure.”

Nurse, traumatology OR.



Knee surgery is one of the fastest growing specializations in today's ORs – making a state-of-the-art table essential. With a few simple modifications, the YUNO OTN can be rapidly turned into a specialist solution for all procedures on the knee. When it comes to radiotranslucency and optimal access to the operating site, this versatile table gives surgeons a critical edge. Furthermore, it can be reconfigured as required in a matter of seconds – perfect for meeting the demands of traumatology teams.

The YUNO OTN is designed to facilitate ergonomic work.

The base structure provides the surgeon with adequate foot room and the table can be precisely configured for specific interventions – ensuring maximum comfort for the OR team.

When operating on the knee, 360-degree radiotranslucency is an absolute must-have. The YUNO OTN features a wide range of carbon fiber elements, facilitating inlet-outlet imaging. Intelligent table design means the central column does not interfere with the procedure, maximizing C-arm access and range of movement.

INNOVATIVE TECHNOLOGY FOR OPTIMAL PRECISION THE YUNO OTN: BENEFITS FOR FEMUR SURGERY

With just a few quick and easy adjustments, OR staff can turn the YUNO OTN into a specialist table for femur procedures. In this surgical discipline, radiotranslucency is crucial: a comprehensive selection of carbon fiber elements creates a 360-degree imaging area, while intelligent design translates into superb C-arm access. The table supports all approaches to the femur, and features an innovative extension device that is simple to operate yet highly precise.



↔ = radiotranslucent area

The YUNO OTN features carbon fiber extension bars that are incredibly light and attach with a single click – while their location close to the pelvic plate optimizes the radiotranslucent window. Innovative gas spring technology creates fluid movement, so a single OR team member can position the bars with one hand – and the instant they are set, they remain firmly in place.



Whatever the patient's position, the YUNO OTN guarantees optimal access to the femur area. Even at maximum height, the table is exceptionally stable – translating into greater surgical precision. In addition, intelligent design gives surgeons enhanced freedom of movement.



“Repairing femur fractures is a very intricate procedure – you have

to be incredibly precise. To cater to that, my ideal operating table would allow for exact positioning of the leg, without putting unnecessary strain on it. A large imaging area is a further must-have for this procedure – that means no metal bars covering the bones, carbon fiber table elements and visibility both above and below the femur.”

Orthopedic surgeon

PRECISE SETTINGS FOR EVERY PROCEDURE THE YUNO OTN: BENEFITS FOR PELVIC SURGERY



↔ = radiotranslucent area

“Many general-purpose operating tables are not really designed with the needs of pelvic surgeons in mind – the central column or extensions often get in the way, meaning access to the surgical site is less than optimal. I am looking for a table without these obstacles, where I have the workspace I need to do my job properly. Ideally, the pelvic area would also be completely radiotranslucent – good image quality is a must in this discipline.”

Pelvic surgeon



The YUNO OTN features a carbon fiber sacral rest, and the operating site is free from metal bars or other metal elements – leaving the entire pelvic area fully radiotranslucent. Furthermore, as the column is positioned at a sufficient distance from the pelvis and the traction bars are fixed close to the tabletop, the C-arm has an impressive range of motion – ensuring excellent image quality.



The YUNO OTN's innovative three-point base and its slender yet sturdy central column and fully retractable wheels ensure exceptional stability, even when the table is set at its maximum height. So surgeons can work more comfortably and accurately – enhancing patient comfort.



ENHANCING THE PATIENT EXPERIENCE

THE YUNO OTN: BENEFITS FOR SHOULDER SURGERY

When it comes to the complex demands of shoulder surgery, the YUNO OTN can accommodate the full range of procedures. The table's ergonomic design contours perfectly to the patient's body, and the back section can be raised by 90 degrees. Surgeons benefit from unrivalled radiotranslucency, particularly for reverse orientation, while patients are ensured optimal comfort thanks to features such as integrated lateral support and a unique, flexible headrest.



The YUNO OTN's revolutionary head attachment allows for simple yet precise positioning to ensure optimal patient comfort. Featuring three moveable joints, this innovative component can be easily adjusted and is fixed in place with a single screw.



The intricate nature of shoulder surgery makes a large imaging window absolutely essential. The shoulder element can be removed from the carbon fiber back section by pressing a single button, creating a wide radiotranslucent circle that helps surgeons work more precisely and efficiently. Furthermore, when operating on upper arm fractures, the metal side rails can be easily detached – for the highest possible image quality.



“As part of the OR team, my priority is the safety and comfort of my patients. Those undergoing shoulder surgery can experience post-operative muscle pain in non-surgical areas if they are not correctly positioned – so I would like to see an operating table that gives them the right support and ensures they are as comfortable as possible.”

Nurse, orthopedic OR



FOR ACCURATE, ERGONOMIC WORK THE YUNO OTN: BENEFITS FOR SPINE SURGERY



↔ = radiolucent area


“In our line of work, you need an exceptionally stable operating table. Even the slightest tremor could spell disaster for our patients, so I am looking for a mobile table with the stability of a stationary one. A low minimum height is crucial – I need to be able to work comfortably for long periods. And to ensure the best results for my patients, the spine area would ideally be completely radiolucent.”

Spine surgeon



For the intricacies of spine surgery, surgeons need a table that can offer them optimal radiotranslucency, exceptional stability and unobstructed access. The YUNO OTN delivers on all three fronts. Designed to ensure an enhanced imaging area and ergonomic workspace, the YUNO OTN allows spine surgeons to operate more efficiently and with greater precision. Furthermore, they benefit from the stability afforded by the table’s three-point base and fully retractable wheels.

For spine surgery, a generous radiotranslucent window is crucial – and the YUNO OTN offers ORs just that. Intelligent table design maximizes the imaging area, while a large carbon fiber back section ensures a metal-free zone for unobstructed radiography. In addition, the position of the column facilitates superb C-arm access for high-quality, 360-degree radiotranslucency.



The YUNO OTN’s innovative three-point base and its slender yet sturdy central column create a steady foundation for procedures, while fully retractable wheels eliminate the possibility of unexpected movement – allowing spine surgeons to work with the utmost precision, while enhancing patient comfort.



STABILITY AND PRECISION

THE YUNO OTN: BENEFITS FOR NEUROSURGERY

With a few simple modifications, the YUNO OTN can be turned into a specialist solution for neurosurgery. The table's unparalleled stability allows surgeons to work more precisely, optimizing patient comfort. Flexible positioning options support all approaches and procedures, and intelligent table design ensures enhanced access to the surgical site. This allows you to enjoy all the benefits of a specialist neurosurgery table – without needing to make a separate investment.



↔ = radiotranslucent area

Whatever the procedure, the YUNO OTN caters to the specific needs of the neurosurgeon. The wide range of adjustments means that patients can be positioned either seated or lying down – and regardless of the position, the table remains exceptionally stable.



The YUNO OTN is designed to facilitate ergonomic work.

The low minimum height allows OR staff to work comfortably, while providing optimal access to the surgical site. The 90-degree tabletop adjustment enables the surgeon to stand unimpeded behind the patient's head – while using the head-rest as an arm support ensures additional comfort during long procedures.



“Neurosurgery procedures are not as common

as orthopedic or trauma-tology surgeries in our hospital, yet that doesn't mean we require anything less than a state-of-the-art table – the safety of our patients is our top priority. However, if we could be guaranteed excellent functionality from a table catering to all three disciplines, that would mean less down-time in the OR – good news for our hospital.”

Hospital administrator


FEATURES THAT TAKE WORKFLOWS TO THE NEXT LEVEL AT-A-GLANCE OVERVIEW

State-of-the-art technology: The YUNO OTN's intelligent modular design makes it ideal for all operations in orthopedics, traumatology and neurosurgery. Its precise settings, impressive stability and exceptional radiotranslucency help surgeons work as accurately as possible.

A true must-have: The YUNO OTN is the result of years of research, developed in collaboration with surgeons and other stakeholders to create a solution that truly meets their needs. This leading-edge operating table sets a new benchmark in the market – making it indispensable for all surgeons and hospitals committed to professional excellence.



Innovative leg extension device: the leg is raised and lowered in an arc – avoiding unnecessary traction force and enhancing patient comfort



Excellent radiotranslucency: because of the table's intelligent design and carbon fiber components, you no longer need to re-position the patient during interventions for imaging, reducing procedure duration



Intelligent design down to the last detail: metal side rails can be easily detached for optimal radiotranslucency



Innovative table column: the YUNO OTN's unique column provides better access for surgeons and C-arms, and is height-adjustable for ergonomic workflows



Easy to assemble: the innovative “easy-click” modules mean re-configuring the table is simple, even with just a single staff member – while module recognition technology improves safety



Suitable for obese patients: the table can accommodate a weight of up to 454 kg / 1000 lbs



Autodrive function: the table is equipped with an electric motor and can be gently moved forward by simply pressing a button on the remote control – plus, staff can work more comfortably thanks to its ergonomic design



Four different remote controls available: IR hand control (backlit), corded hand control (backlit), foot switch, and override panel

BOOSTING THROUGHPUT, FLEXIBILITY AND EFFICIENCY WHILE IMPROVING PATIENT SATISFACTION: A HOST OF BENEFITS FOR HOSPITALS



More flexibility: Because it can be used for all interventions in orthopedics, traumatology and neurosurgery, the YUNO OTN is an extremely cost-effective investment. Since a single operating room can be used for such an impressive range of procedures, you benefit from less downtime and greater throughput.

Greater efficiency: The YUNO OTN can be re-configured quickly and easily – giving hospitals the opportunity to reduce patient changeover times. In addition, adjustments can be carried out by fewer staff members – making surgical teams more streamlined and productive. Furthermore, as interdisciplinary surgical staff need only learn to operate one table, training becomes more effective.



Predictability in an unpredictable discipline: Traumatology teams in particular benefit from the table's modular and intuitive design. The YUNO OTN can be rapidly re-configured to accommodate any discipline-specific procedure – even at night, when teams are lean and specialist staff is often not available. So surgeons have peace of mind that no matter what comes their way, they're always well prepared.

Optimal patient comfort: YUNO OTN's exceptional stability, impressive height adjustment range and wide variety of interchangeable modules allow for precise patient positioning – enabling surgeons to work as accurately, ergonomically and effectively as possible. This can contribute to patient comfort and satisfaction, reflecting your hospital's commitment to excellent care.





TECHNICAL SPECIFICATIONS AND DESIGN FEATURES

Technical information

Max. patient weight	454 kg / 1000 lbs
Operating table weight	350 kg / 770 lbs
Complies with CE requirements as per 93/42 EU Medical Device Directive, UL approved	

Adjustment options using corded or IR remote controls

Height without padding	680-1280 mm / 27-50"
Trendelenburg	+43° / -43°
Lateral tilt	+23° / -23°
Lower back plate interface	+90° / -90°
Leg plate interfaces (individually or synchronously adjustable)	+90° / -90°
0-position (horizontal position possible for entire table top or for leg plates only)	
"Lock" / "unlock" settings (prevent / enable movement of table)	

Manual movements

Lateral movement of extension bars	+35° / +45°
Leg extension device	+25° / -28°
Standard head plate	+45° / -45°

Versions of YUNO OTN

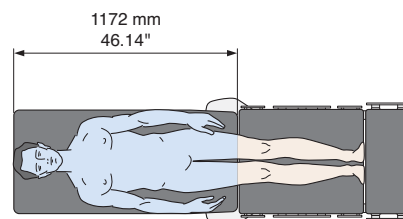
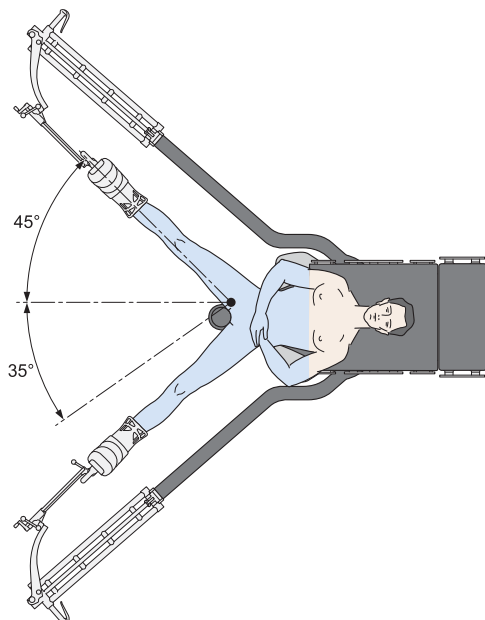
1433.01B0 – Standard version
1433.01F0 – US version

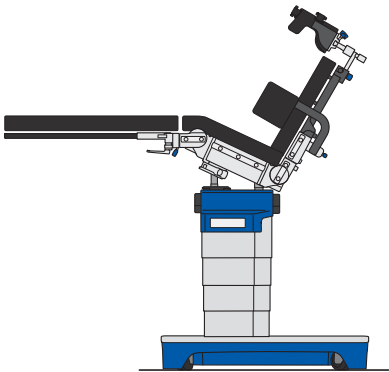
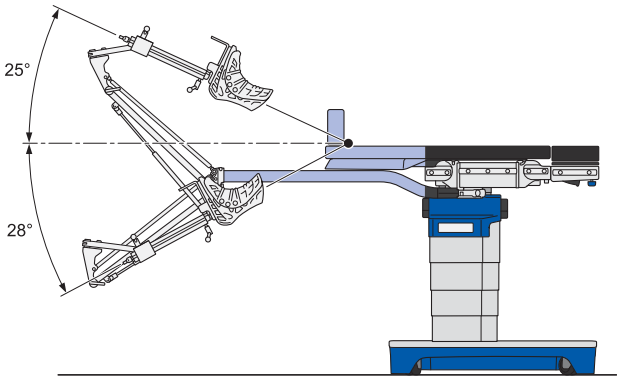
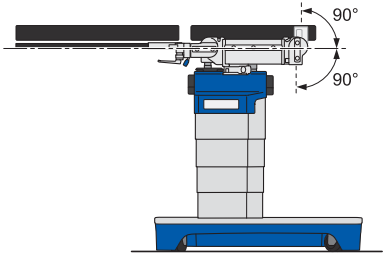
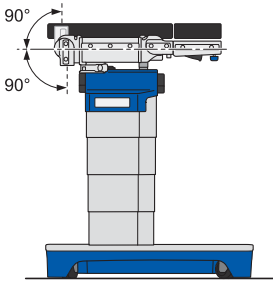
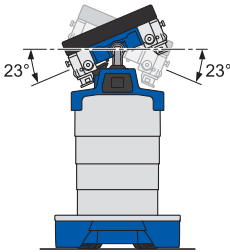
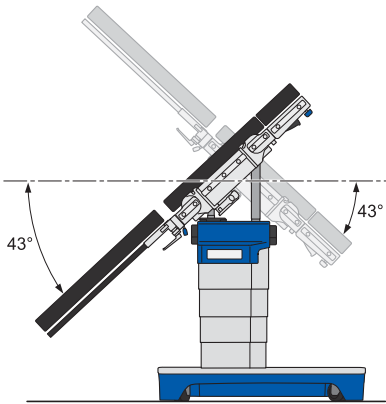
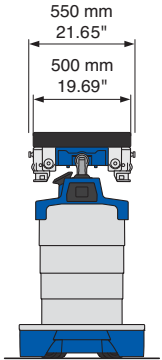
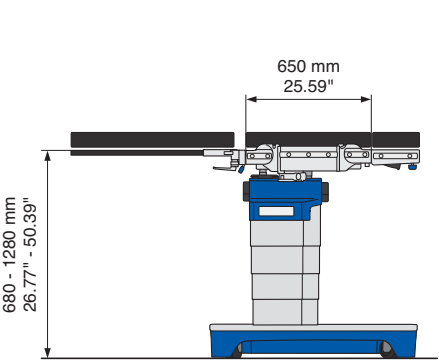
GENERAL CONSTRUCTION FEATURES

- Rechargeable battery and mains operation (see electrical specifications)
- Stable base construction with four double swivel castors for easy movement and manoeuvring (base can be locked via control units to prevent movement)
- Base cover made of stainless steel
- Cover for the override panel made of GFR composite plastic, resistant to impact, breakage and disinfectants
- Column casing made of chrome-nickel steel
- Identical interfaces on normal and on reverse side

ELECTRICAL SPECIFICATIONS

- Specially designed rechargeable batteries, with a single charge lasting about one week in the operating room
- Electronic charge monitoring, with visual and aural indicators
- Batteries recharged from the mains supply, 100–240 V AC (adjustable), 50–60 Hz, over mains cable
- Safety class II, Type B; the enclosure leakage current meets the requirements of the patient leakage current for CF conditions as per EN 60601-1





For local contact:

Please visit our Website
www.maquet.com

MAQUET
GETINGE GROUP

MAQUET GmbH & Co. KG
Kehler Straße 31
76437 Rastatt, Germany
Phone: +49 (0) 7222 932-0
Fax: +49 (0) 7222 932-571
info.sales@maquet.de
www.maquet.com

GETINGE GROUP is a leading global provider of products and systems that contribute to quality enhancement and cost efficiency within healthcare and life sciences. We operate under the three brands of ArjoHuntleigh, GETINGE and MAQUET. ArjoHuntleigh focuses on patient mobility and wound management solutions. GETINGE provides solutions for infection control within healthcare and contamination prevention within life sciences. MAQUET specializes in solutions, therapies and products for surgical interventions, interventional cardiology and intensive care.